

# PERSUASIVE WRITING

Name: \_\_\_\_\_

The goal of persuasive writing is to convince your reader that your opinions about an idea are correct. In this writing activity you will need to argue in support of an idea or argue against an idea.

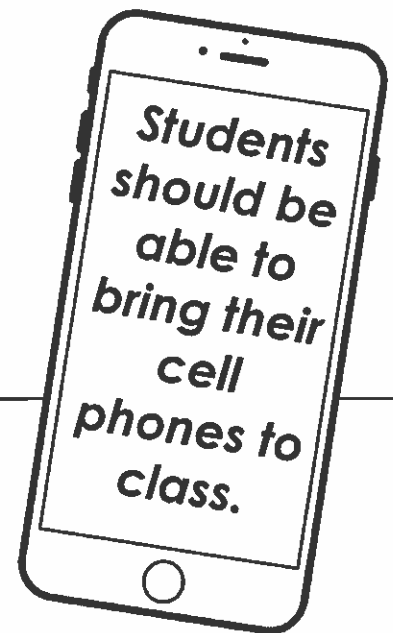
Your writing must clearly argue either "for" or "against" the topic. Do not try to take the middle ground and argue for both sides of the issue. Use persuasive language—remember you are trying to convince the reader to agree with your argument.

## YOUR PARAGRAPH MUST:

- Have a interesting title
- Have an engaging topic sentence
- Have the first sentence indented
- Have at least three supporting points and examples
- Be spell checked
- Have a clear concluding sentence

## WORDS AND PHRASES TO AVOID

- I, My, We, Us (Write in 3rd person only please)
- I think, in my opinion, I believe
- In conclusion
- These are all the reasons why...
- That is why I...



## Assignment Requirements

- You must include your brainstorming and rough copy when you hand in the assignment.
- If any of the requirements are missing—you will be asked to resubmit your work when complete.
- Due Date: \_\_\_\_\_

**Agree or disagree?**



*All good writing is persuasive writing: persuading the reader to buy what you're selling, to side with you, to believe the tales you tell.*

*-Ramsey Isler*

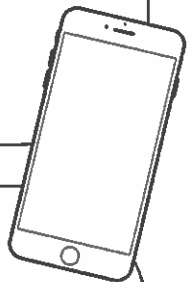
# PERSUASIVE WRITING

Name: \_\_\_\_\_

*Students should be able to bring their cell phones to class.*

**Arguments For...**

**Arguments Against...**

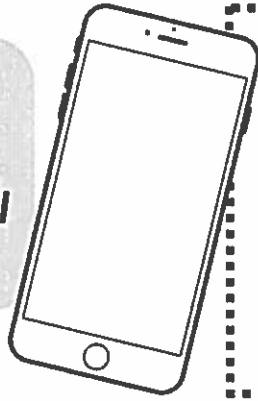


# PERSUASIVE WRITING

Name: \_\_\_\_\_

## TOPIC

**Students should be able to bring their cell phones to class.**



I am going to argue that....

---

When writing a persuasive paragraph, it is a good idea to think about what people who disagree with you might think. This can help you make a stronger case in your writing.

My **first** argument is \_\_\_\_\_

If someone disagreed with me, they might argue that \_\_\_\_\_

My **second** argument is \_\_\_\_\_

If someone disagreed with me, they might argue that \_\_\_\_\_

My **third** argument is \_\_\_\_\_

If someone disagreed with me, they might argue that \_\_\_\_\_

Additional arguments from people who might disagree with you...

# PERSUASIVE WRITING OUTLINE

Name: \_\_\_\_\_

Using **POINT FORM**, fill in the outline below to help you plan your writing. Remember to think of the **PEE** acronym—**Point, Evidence, Explain**.

**Topic:** Students should be allowed to bring their cell phones to class.  
(Example: Becoming a vegetarian has many benefits.)

**Thesis:** \_\_\_\_\_

*Example - Becoming a vegetarian has many benefits, including improving your health, improving the environment, and saving you money.*

**Point #1** \_\_\_\_\_

*Example - First, eating a diet rich in vegetables and grains can reduce people's chances of developing heart disease and other ailments related to consuming meat.*

**Evidence** \_\_\_\_\_

*Example - A study published in the British Medical Journal found that vegetarians outlive meat eaters by six years.*

**Explain** \_\_\_\_\_

*Example - Adopting a vegetarian lifestyle can add years onto a person's life*

**Point #2** \_\_\_\_\_

**Evidence** \_\_\_\_\_

**Explain** \_\_\_\_\_

**Point #3** \_\_\_\_\_

**Evidence** \_\_\_\_\_

**Explain** \_\_\_\_\_

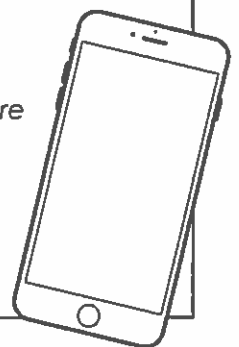
**Conclusion:** \_\_\_\_\_

- Remember, do not use "in conclusion", "these are all the reasons why..."
- Think of a way to re-word your thesis statement.

*Example: Even though eating meat is easier than having to plan out vegetarian meals, there are many benefits to people's health, the environment and people's budgets.*

**Other Reminders -**

- Don't forget to use transition words to help guide your reader.
- Use an editor to help you spot spelling and grammar errors.



# PERSUASIVE WRITING OUTLINE

Name: \_\_\_\_\_

Title: \_\_\_\_\_

Attention getting hook: \_\_\_\_\_

Topic Sentence: \_\_\_\_\_

Point 1 \_\_\_\_\_

Evidence \_\_\_\_\_

Explanation \_\_\_\_\_

Point 2 \_\_\_\_\_

Evidence \_\_\_\_\_

Explanation \_\_\_\_\_

Point 3 \_\_\_\_\_

Evidence \_\_\_\_\_

Explanation \_\_\_\_\_

Conclusion \_\_\_\_\_



# PERSUASIVE WRITING — PEE Format

A helpful way to think about how you are going to organize your paragraph is to use the acronym PEE. (**P**oint, **E**vidence, **E**xplain). Your formal paragraph will repeat the PEE format three times—once for each of the three points you have to support your thesis.

**Point** - a statement that supports your argument

**Evidence** - support your point with evidence / examples / quotes

**Explain** - how does the evidence support the point? Why is it important?

A formal paragraph has the following sentences / structure;

**Hook** - what will interest your reader?

**Thesis statement** - what are you trying to argue?

**Point 1** - your first point / argument

**Evidence 1** - quote / example / evidence to support your point

**Explain 1** - how does your evidence help support your point?

**Point 2** - your second point / argument

**Evidence 2** - quote / example / evidence to support your point

**Explain 2** - how does your evidence help support your point?

**Point 3** - your third point / argument

**Evidence 3** - quote / example / evidence to support your point

**Explain 3** - how does your evidence help support your point?

**Conclusion** - wrap up your paragraph with a strong concluding statement

## EXAMPLE

Save the planet and save animals all at the same time! (**HOOK**) Becoming a vegetarian has many benefits, including improving your health, improving the environment, and saving you money. (**THESIS**) First, eating a diet rich in vegetables and grains can reduce people's chances of developing heart disease and other ailments related to consuming meat. (**POINT 1**) In fact, a 12-year Oxford study published in the British Medical Journal found that vegetarians outlive meat eaters by six years. (**EVIDENCE**) Adopting a vegetarian lifestyle can add years onto a person's life. (**EXPLAIN**) Second... *YOU WOULD CONTINUE THIS PATTERN WITH POINT #2 AND #3. A conclusion will wrap up your paragraph. Remember to use transition words between your points.*

### Transition Words to Use in Your Paragraph

However	Furthermore
First, Second....	As well
Although	Therefore
More importantly	Consequently

# PERSUASIVE WRITING EDITING

Name: \_\_\_\_\_

Switch your paragraph with a partner and edit each other's work using the checklist.

- Is there an interesting / catchy title? \_\_\_\_\_
- Does the first sentence catch your attention? \_\_\_\_\_
- Are there details about what your main argument is? \_\_\_\_\_
- Are there supporting details? \_\_\_\_\_
- Are there examples to support your argument? \_\_\_\_\_
- Is there a strong concluding sentence? \_\_\_\_\_
- Are all the words spelled correctly? (Circle errors) \_\_\_\_\_
- Do all the sentences relate to the main idea? \_\_\_\_\_
- Is there a clear conclusion? \_\_\_\_\_

I really liked: \_\_\_\_\_

I'd like to know more about: \_\_\_\_\_

To improve your paragraph you could: \_\_\_\_\_

	<b>Not Quite Yet</b> (Not yet within Expectations) 2 points	<b>Good Start</b> (Minimally Meets Expectations) 3 points	<b>You did it!</b> (Meets Expectations) 4 points	<b>Wow!</b> (Exceeds expectations) 5 points
<b>Content</b>	<ul style="list-style-type: none"> <li>• My purpose isn't clear</li> <li>• I have Inappropriate or simple details</li> <li>• I did not come to any conclusions</li> </ul>	<ul style="list-style-type: none"> <li>• I have a clear purpose; some sense of audience</li> <li>• I used some good evidence and details</li> <li>• I over-generalized or did not come to any conclusions.</li> </ul>	<ul style="list-style-type: none"> <li>• I have a clear purpose, sense of audience and appropriate tone</li> <li>• I used good specific evidence and details</li> <li>• I have some logical arguments and ideas</li> </ul>	<ul style="list-style-type: none"> <li>• I have an effective purpose, tone &amp; sense of audience</li> <li>• I used specific, effective evidence and details</li> <li>• I have an effective, logical arguments and ideas</li> </ul>
<b>Style</b>	<ul style="list-style-type: none"> <li>• I used limited, simple language</li> <li>• My sentences are short and choppy or long and awkward</li> </ul>	<ul style="list-style-type: none"> <li>• I used clear and direct language</li> <li>• I have some sentence variety</li> <li>• It's choppy / awkward in some places</li> </ul>	<ul style="list-style-type: none"> <li>• I have clear and varied language</li> <li>• I have a variety of sentence types and lengths</li> <li>• My writing has good flow</li> </ul>	<ul style="list-style-type: none"> <li>• My language is clear, varied and specific</li> <li>• My sentences are different lengths and types</li> <li>• My writing flows well</li> </ul>
<b>Form</b>	<ul style="list-style-type: none"> <li>• I did not state a thesis</li> <li>• I have little organization; often one paragraph of loosely related ideas</li> <li>• My conclusion is missing or inappropriate</li> </ul>	<ul style="list-style-type: none"> <li>• I stated a thesis</li> <li>• I have some organization but my transitions and sentences are weak</li> <li>• My conclusion is simple or predictable</li> </ul>	<ul style="list-style-type: none"> <li>• I stated a thesis &amp; tried to engage the reader</li> <li>• Most parts are well-organized but my overall transitions and sequence may be weak</li> <li>• I have a logical conclusion</li> </ul>	<ul style="list-style-type: none"> <li>• I have an effective thesis &amp; engaged the reader with my thesis</li> <li>• My sentences are well-developed, logically sequenced, connected</li> <li>• Excellent conclusion</li> </ul>
<b>Grammar &amp; Spelling</b>	<ul style="list-style-type: none"> <li>• There are frequent errors in simple words or sentences</li> <li>• I have frequent run-ons or fragments</li> </ul>	<ul style="list-style-type: none"> <li>• There are some noticeable errors in basic words and sentences</li> <li>• There are some run-ons or fragments</li> </ul>	<ul style="list-style-type: none"> <li>• There may be some noticeable errors in difficult language</li> <li>• Most sentences are correct; some errors</li> </ul>	<ul style="list-style-type: none"> <li>• There are occasional errors</li> <li>• Small errors in complicated sentences</li> </ul>




# PERSUASIVE WRITING RUBRIC

Name: \_\_\_\_\_

	<b>Not Quite Yet</b> (Not yet within Expectations) 2 points	<b>Good Start</b> (Minimally Meets Expectations) 3 points	<b>You did it!</b> (Meets Expectations) 4 points	<b>Wow!</b> (Exceeds expectations) 5 points
<b>Content</b>	<ul style="list-style-type: none"> <li>• My purpose isn't clear</li> <li>• I have inappropriate or simple details</li> <li>• I did not come to any conclusions</li> </ul>	<ul style="list-style-type: none"> <li>• I have a clear purpose; some sense of audience</li> <li>• I used some good evidence and details</li> <li>• I over-generalized or did not come to any conclusions.</li> </ul>	<ul style="list-style-type: none"> <li>• I have a clear purpose, sense of audience and appropriate tone</li> <li>• I used good specific evidence and details</li> <li>• I have some logical arguments and ideas</li> </ul>	<ul style="list-style-type: none"> <li>• I have an effective purpose, tone &amp; sense of audience</li> <li>• I used specific, effective evidence and details</li> <li>• I have an effective, logical arguments and ideas</li> </ul>
<b>Style</b>	<ul style="list-style-type: none"> <li>• I used limited, simple language</li> <li>• My sentences are short and choppy or long and awkward</li> </ul>	<ul style="list-style-type: none"> <li>• I used clear and direct language</li> <li>• I have some sentence variety</li> <li>• It's choppy / awkward in some places</li> </ul>	<ul style="list-style-type: none"> <li>• I have clear and varied language</li> <li>• I have a variety of sentence types and lengths</li> <li>• My writing has good flow</li> </ul>	<ul style="list-style-type: none"> <li>• My language is clear, varied and specific</li> <li>• My sentences are different lengths and types</li> <li>• My writing flows well</li> </ul>
<b>Form</b>	<ul style="list-style-type: none"> <li>• I did not state a thesis</li> <li>• I have little organization; often one paragraph of loosely related ideas</li> <li>• My conclusion is missing or inappropriate</li> </ul>	<ul style="list-style-type: none"> <li>• I stated a thesis</li> <li>• I have some organization but my transitions and sentences are weak</li> <li>• My conclusion is simple or predictable</li> </ul>	<ul style="list-style-type: none"> <li>• I stated a thesis &amp; tried to engage the reader</li> <li>• Most parts are well-organized but my overall transitions and sequence may be weak</li> <li>• I have a logical conclusion</li> </ul>	<ul style="list-style-type: none"> <li>• I have an effective thesis &amp; engaged the reader with my thesis</li> <li>• My sentences are well-developed, logically sequenced, connected</li> <li>• Excellent conclusion</li> </ul>
<b>Grammar &amp; Spelling</b>	<ul style="list-style-type: none"> <li>• There are frequent errors in simple words or sentences</li> <li>• I have frequent run-ons or fragments</li> </ul>	<ul style="list-style-type: none"> <li>• There are some noticeable errors in basic words and sentences</li> <li>• There are some run-ons or fragments</li> </ul>	<ul style="list-style-type: none"> <li>• There may be some noticeable errors in difficult language</li> <li>• Most sentences are correct; some errors</li> </ul>	<ul style="list-style-type: none"> <li>• There are occasional errors with difficult language</li> <li>• Small errors in complicated sentences</li> </ul>

Comments:






# PERSUASIVE WRITING—PART 2

I start my persuasive writing unit with the Cell Phone topic—it's a nice way to lead students through the process and it is a topic that most students are interested in talking about. Brainstorming ideas as a class, talking about persuasive language and the writing process is all part of my lesson.

Part Two of this package is a set of worksheets with no topic given. I allow students to think of their own topic and work on their own at their writing. Having the two step process has vastly improved their writing! You can use the worksheets the same way... I have just taken out all references to the cell phone topic.

Here are some additional topic ideas to help your students:

- Should students have to wear uniforms?
- Should the driving age be lowered? Or raised?
- Should college be free?
- Should schools be allowed to sell sugary drinks and candy?
- Should girls be allowed to play on boys' sports teams?
- Should school start later in the day?
- Should there be rules about what people post on social media?
- Should high school athletes have to take a drug test?
- Should there be an 10 pm curfew for teenagers?
- Should minimum wage be increased?
- Should there be a dress code at school?
- Should there be stricter rules about where and when people can smoke?
- Should the drinking age be raised?
- Should there be rules against owning exotic pets?
- Is it a school's responsibility to teach teens about the dangers of smoking / vaping?



# PERSUASIVE WRITING

Name: \_\_\_\_\_

The goal of persuasive writing is to convince your reader that your opinions about an idea are correct. In this writing activity you will need to argue in support of an idea or argue against an idea.

Your writing must clearly argue either "for" or "against" the topic. Do not try to take the middle ground and argue for both sides of the issue. Use persuasive language—remember you are trying to convince the reader to agree with your argument.

## YOUR PARAGRAPH MUST:

- Have an interesting title
- Have an engaging topic sentence
- Have the first sentence indented
- Have at least three supporting points and examples
- Be spell checked
- Have a clear concluding sentence

## WORDS AND PHRASES TO AVOID

- I, My, We, Us (Write in 3rd person only please)
- I think, in my opinion, I believe
- In conclusion
- These are all the reasons why...
- That is why I...


## Assignment Requirements

- You must include your brainstorming and rough copy when you hand in the assignment.
- If any of the requirements are missing—you will be asked to resubmit your work when complete.
- Due Date: \_\_\_\_\_

*All good writing is persuasive writing:  
persuading the reader to buy what you're  
selling, to side with you, to believe the  
tales you tell. -Ramsey Isler*

## POSSIBLE TOPICS

**Agree or  
disagree?**



# PERSUASIVE WRITING

Name: \_\_\_\_\_

**Topic;**

**Arguments For...**

**Arguments Against...**

# PERSUASIVE WRITING

Name: \_\_\_\_\_

**TOPIC**

I am going to argue that....

When writing a persuasive paragraph, it is a good idea to think about what people who disagree with you might think. This can help you make a stronger case in your writing.

My **first** argument is \_\_\_\_\_

If someone disagreed with me, they might argue that \_\_\_\_\_

My **second** argument is \_\_\_\_\_

If someone disagreed with me, they might argue that \_\_\_\_\_

My **third** argument is \_\_\_\_\_

If someone disagreed with me, they might argue that \_\_\_\_\_

Additional arguments from people who might disagree with you...

# PERSUASIVE WRITING OUTLINE

Name: \_\_\_\_\_

Using POINT FORM, fill in the outline below to help you plan your writing. Remember to think of the PEE acronym—**P**oint, **E**vidence, **E**xplain.

**Topic:** \_\_\_\_\_

(Example: Becoming a vegetarian has many benefits.)

**Thesis:** \_\_\_\_\_

Example - Becoming a vegetarian has many benefits, including improving your health, improving the environment, and saving you money.

**Point #1** \_\_\_\_\_

Example - First, eating a diet rich in vegetables and grains can reduce people's chances of developing heart disease and other ailments related to consuming meat.

**Evidence** \_\_\_\_\_

Example - A study published in the British Medical Journal found that vegetarians outlive meat eaters by six years.

**Explain** \_\_\_\_\_

Example - Adopting a vegetarian lifestyle can add years onto a person's life

**Point #2** \_\_\_\_\_

**Evidence** \_\_\_\_\_

**Explain** \_\_\_\_\_

**Point #3** \_\_\_\_\_

**Evidence** \_\_\_\_\_

**Explain** \_\_\_\_\_

**Conclusion:** \_\_\_\_\_

- Remember, do not use "in conclusion", "these are all the reasons why..."
- Think of a way to re-word your thesis statement.

Example: Even though eating meat is easier than having to plan out vegetarian meals, there are many benefits to people's health, the environment and people's budgets.

## Other Reminders -

- Don't forget to use transition words to help guide your reader.
- Use an editor to help you spot spelling and grammar errors.



# PERSUASIVE WRITING — PEE Format

A helpful way to think about how you are going to organize your paragraph is to use the acronym PEE. (**P**oint, **E**vidence, **E**xplain). Your formal paragraph will repeat the PEE format three times—once for each of the three points you have to support your thesis.

**Point** - a statement that supports your argument

**Evidence** - support your point with evidence / examples / quotes

**Explain** - how does the evidence support the point? Why is it important?

A formal paragraph has the following sentences / structure:

**Hook** - what will interest your reader?

**Thesis statement** - what are you trying to argue?

**Point 1** - your first point / argument

**Evidence 1** - quote / example / evidence to support your point

**Explain 1** - how does your evidence help support your point?

**Point 2** - your second point / argument

**Evidence 2** - quote / example / evidence to support your point

**Explain 2** - how does your evidence help support your point?

**Point 3** - your third point / argument

**Evidence 3** - quote / example / evidence to support your point

**Explain 3** - how does your evidence help support your point?

**Conclusion** - wrap up your paragraph with a strong concluding statement

## EXAMPLE

Save the planet and save animals all at the same time! (**HOOK**) Becoming a vegetarian has many benefits, including improving your health, improving the environment, and saving you money. (**THESIS**) First, eating a diet rich in vegetables and grains can reduce people's chances of developing heart disease and other ailments related to consuming meat. (**POINT 1**) In fact, a 12-year Oxford study published in the British Medical Journal found that vegetarians outlive meat eaters by six years. (**EVIDENCE**) Adopting a vegetarian lifestyle can add years onto a person's life. (**EXPLAIN**) Second... *YOU WOULD CONTINUE THIS PATTERN WITH POINT #2 AND #3. A conclusion will wrap up your paragraph. Remember to use transition words between your points.*

### Transition Words to Use in Your Paragraph

However	Furthermore
First, Second....	As well
Although	Therefore
More importantly	Consequently

# PERSUASIVE WRITING OUTLINE

Name: \_\_\_\_\_

Title: \_\_\_\_\_

Attention getting hook: \_\_\_\_\_

Thesis: \_\_\_\_\_

Point 1 \_\_\_\_\_

Evidence \_\_\_\_\_

Explanation \_\_\_\_\_

Point 2 \_\_\_\_\_

Evidence \_\_\_\_\_

Explanation \_\_\_\_\_

Point 3 \_\_\_\_\_

Evidence \_\_\_\_\_

Explanation \_\_\_\_\_

Conclusion \_\_\_\_\_



# PERSUASIVE WRITING EDITING

Name: \_\_\_\_\_

Switch your paragraph with a partner and edit each other's work using the checklist.

- Is there an interesting / catchy title? \_\_\_\_\_
- Does the first sentence catch your attention? \_\_\_\_\_
- Are there details about what your main argument is? \_\_\_\_\_
- Are there supporting details? \_\_\_\_\_
- Are there examples to support your argument? \_\_\_\_\_
- Is there a strong concluding sentence? \_\_\_\_\_
- Are all the words spelled correctly? (Circle errors) \_\_\_\_\_
- Do all the sentences relate to the main idea? \_\_\_\_\_
- Is there a clear conclusion? \_\_\_\_\_

I really liked: \_\_\_\_\_

I'd like to know more about: \_\_\_\_\_

To improve your paragraph you could: \_\_\_\_\_

	<b>Not Quite Yet</b> (Not yet within Expectations) 2 points	<b>Good Start</b> (Minimally Meets Expectations) 3 points	<b>You did it!</b> (Meets Expectations) 4 points	<b>Wow!</b> (Exceeds expectations) 5 points
<b>Content</b>	<ul style="list-style-type: none"> <li>• My purpose isn't clear</li> <li>• I have inappropriate or simple details</li> <li>• I did not come to any conclusions</li> </ul>	<ul style="list-style-type: none"> <li>• I have a clear purpose; some sense of audience</li> <li>• I used some good evidence and details</li> <li>• I over-generalized or did not come to any conclusions.</li> </ul>	<ul style="list-style-type: none"> <li>• I have a clear purpose, sense of audience and appropriate tone</li> <li>• I used good specific evidence and details</li> <li>• I have some logical arguments and ideas</li> </ul>	<ul style="list-style-type: none"> <li>• I have an effective purpose, tone &amp; sense of audience</li> <li>• I used specific, effective evidence and details</li> <li>• I have an effective, logical arguments and ideas</li> </ul>
<b>Style</b>	<ul style="list-style-type: none"> <li>• I used limited, simple language</li> <li>• My sentences are short and choppy or long and awkward</li> </ul>	<ul style="list-style-type: none"> <li>• I used clear and direct language</li> <li>• I have some sentence variety</li> <li>• It's choppy / awkward in some places</li> </ul>	<ul style="list-style-type: none"> <li>• I have clear and varied language</li> <li>• I have a variety of sentence types and lengths</li> <li>• My writing has good flow</li> </ul>	<ul style="list-style-type: none"> <li>• My language is clear, varied and specific</li> <li>• My sentences are different lengths and types</li> <li>• My writing flows well</li> </ul>
<b>Form</b>	<ul style="list-style-type: none"> <li>• I did not state a thesis</li> <li>• I have little organization; often one paragraph of loosely related ideas</li> <li>• My conclusion is missing or inappropriate</li> </ul>	<ul style="list-style-type: none"> <li>• I stated a thesis</li> <li>• I have some organization but my transitions and sentences are weak</li> <li>• My conclusion is simple or predictable</li> </ul>	<ul style="list-style-type: none"> <li>• I stated a thesis &amp; tried to engage the reader</li> <li>• Most parts are well-organized but my overall transitions and sequence may be weak</li> <li>• I have a logical conclusion</li> </ul>	<ul style="list-style-type: none"> <li>• I have an effective thesis &amp; engaged the reader with my thesis</li> <li>• My sentences are well-developed, logically sequenced, connected</li> <li>• Excellent conclusion</li> </ul>
<b>Grammar &amp; Spelling</b>	<ul style="list-style-type: none"> <li>• There are frequent errors in simple words or sentences</li> <li>• I have frequent run-ons or fragments</li> </ul>	<ul style="list-style-type: none"> <li>• There are some noticeable errors in basic words and sentences</li> <li>• There are some run-ons or fragments</li> </ul>	<ul style="list-style-type: none"> <li>• There may be some noticeable errors in difficult language</li> <li>• Most sentences are correct; some errors</li> </ul>	<ul style="list-style-type: none"> <li>• There are occasional errors with difficult language</li> <li>• Small errors in complicated sentences</li> </ul>





# PERSUASIVE WRITING RUBRIC

Name: \_\_\_\_\_

	<b>Not Quite Yet</b> (Not yet within Expectations) 2 points	<b>Good Start</b> (Minimally Meets Expectations) 3 points	<b>You did it!</b> (Meets Expectations) 4 points	<b>Wow!</b> (Exceeds expectations) 5 points
<b>Content</b>	<ul style="list-style-type: none"> <li>My purpose isn't clear</li> <li>I have Inappropriate or simple details</li> <li>I did not come to any conclusions</li> </ul>	<ul style="list-style-type: none"> <li>I have a clear purpose; some sense of audience</li> <li>I used some good evidence and details</li> <li>I over-generalized or did not come to any conclusions.</li> </ul>	<ul style="list-style-type: none"> <li>I have a clear purpose, sense of audience and appropriate tone</li> <li>I used good specific evidence and details</li> <li>I have some logical arguments and ideas</li> </ul>	<ul style="list-style-type: none"> <li>I have an effective purpose, tone &amp; sense of audience</li> <li>I used specific, effective evidence and details</li> <li>I have an effective, logical arguments and ideas</li> </ul>
<b>Style</b>	<ul style="list-style-type: none"> <li>I used limited, simple language</li> <li>My sentences are short and choppy or long and awkward</li> </ul>	<ul style="list-style-type: none"> <li>I used clear and direct language</li> <li>I have some sentence variety</li> <li>It's choppy / awkward in some places</li> </ul>	<ul style="list-style-type: none"> <li>I have clear and varied language</li> <li>I have a variety of sentence types and lengths</li> <li>My writing has good flow</li> </ul>	<ul style="list-style-type: none"> <li>My language is clear, varied and specific</li> <li>My sentences are different lengths and types</li> <li>My writing flows well</li> </ul>
<b>Form</b>	<ul style="list-style-type: none"> <li>I did not state a thesis</li> <li>I have little organization; often one paragraph of loosely related ideas</li> <li>My conclusion is missing or inappropriate</li> </ul>	<ul style="list-style-type: none"> <li>I stated a thesis</li> <li>I have some organization but my transitions and sentences are weak</li> <li>My conclusion is simple or predictable</li> </ul>	<ul style="list-style-type: none"> <li>I stated a thesis &amp; tried to engage the reader</li> <li>Most parts are well-organized but my overall transitions and sequence may be weak</li> <li>I have a logical conclusion</li> </ul>	<ul style="list-style-type: none"> <li>I have and effective thesis &amp; engaged the reader with my thesis</li> <li>My sentences are well-developed, logically sequenced, connected</li> <li>Excellent conclusion</li> </ul>
<b>Grammar &amp; Spelling</b>	<ul style="list-style-type: none"> <li>There are frequent errors in simple words or sentences</li> <li>I have frequent run-ons or fragments</li> </ul>	<ul style="list-style-type: none"> <li>There are some noticeable errors in basic words and sentences</li> <li>There are some run-ons or fragments</li> </ul>	<ul style="list-style-type: none"> <li>There may be some noticeable errors in difficult language</li> <li>Most sentences are correct; some errors</li> </ul>	<ul style="list-style-type: none"> <li>There are occasional errors with difficult language</li> <li>Small errors in complicated sentences</li> </ul>

Comments:



# PERSUASIVE ESSAY OUTLINE

Name: \_\_\_\_\_

Using POINT FORM, fill in the outline below to help you plan your writing using **PEEL**—Point, Example, Explain, Link.

**Thesis Statement** \_\_\_\_\_

## Supporting Paragraph 1

**Point** \_\_\_\_\_

**Evidence** \_\_\_\_\_

**Explain** \_\_\_\_\_

**Link** \_\_\_\_\_

## Supporting Paragraph 2

**Point** \_\_\_\_\_

**Evidence** \_\_\_\_\_

**Explain** \_\_\_\_\_

**Link** \_\_\_\_\_

## Supporting Paragraph 3

**Point** \_\_\_\_\_

**Evidence** \_\_\_\_\_

**Explain** \_\_\_\_\_

**Link** \_\_\_\_\_

**Conclusion** \_\_\_\_\_

